

**CATHOLIC SCHOOL DEPARTMENT
DIOCESE OF SACRAMENTO**

**SCHOOL DATA REPORT
2008-09 ACADEMIC SCHOOL YEAR**

"Catholic Schools Celebrate Service"

ANNUAL SCHOOL DATA REPORT

Education is integral to the mission of the Church to proclaim the Good News. First and foremost every Catholic educational institution is a place to encounter the living God who in Jesus Christ reveals his transforming love and truth. (Pope Benedict XVI)

The Catholic School Department is issuing this eleventh annual *School Data Report* in December of 2008. Our intent in this report is to continue providing a compilation of the data we've collected from the schools as a tool to help pastors, principals, Parish Finance Committees and Catholic School Advisory Commissions as they work with issues of finances, staffing, and enrollment. The first part of this *Report*, a narrative, presents some historical trends as well as some summary information about the average school in our Diocese. We hope that both trends and summaries help pastors, principals, Finance Committees and Catholic School Advisory Commissions in their decision-making process.

The second part of this *Report* consists of several appendices. Each appendix, such as the one on tuition, represents the actual data from the on-line data base that principals used to report their school data to us. While we have made every effort to ensure that the data is accurate as presented, we acknowledge that there may be entry errors. At this time it is not our intent to issue a corrected report if the errors are minor. NCEA data found in this report was reported by the United States Conference of Catholic Bishops and National Catholic Educational Association.

Note: All schools entered their school information into Filemaker Pro. The data the school entered is the data used in this report.

The following information may assist you in understanding this report. The Diocese of Sacramento presently consists of 52 Catholic schools. There are three Diocesan Catholic high schools, five private Catholic high schools, three two-parish elementary schools, 39 single-parish elementary schools, 1 parish elementary school for grades 7 & 8, and one private TK to K. Presently, 22 elementary schools have preschools as a part of their structure.

Elementary Schools

In 1994 we opened a new school, St. Francis Middle School, Palo Cedro, with 176 students. Two schools, Sacred Heart, Anderson and St. Joseph, Redding closed their 6th, 7th and 8th grades so that these students could attend the new middle school. Sacred Heart lost 53 students, and St. Joseph lost 39 students. One of the functions of the Catholic School Department is ongoing assessment of current school programs. A study of enrollment history had shown a decline in enrollment at St. Francis and its feeder schools, St. Joseph (K - 5th) and Sacred Heart (K - 5th). After full consultation, it was concluded that a phase-out program to close St. Francis Middle School would be in

the best interest of the two elementary schools. The implementation of this phase-out began with the 2005 school year. With this change, a return to the traditional K-8 schools at Sacred Heart and St. Joseph would better serve the parish communities in the coming years. At the end of the 2006 - 2007 academic year, St. Francis Middle School was completely phased out, with the two elementary schools back to a Preschool - 8th grade structure. St. Elizabeth Ann Seton Elementary School was opened in 1999 with 148 students, now 319. Holy Trinity School was opened for the academic year 2003-04 with 213 students, now 286. At the end of the 2004-05 academic year, a decision was made to merge the school communities of All Hallows and St. Peter due to enrollment and financial concerns. From the merger a new school was established, John Paul II, located on the previous site of All Hallows. Also, due to the same reasons, St. Thomas More, Paradise closed at the end of the 2004-05 academic year. During the 2004-05 school year, a Feasibility Study Steering Committee was developed to look at the potential of a Cristo Rey High School in Sacramento. Bishop Weigand first brought the idea of a Cristo Rey High School in Sacramento to the table. After a tremendous amount of work from the Steering Committee, the Cristo Rey Network Board of Directors approved the opening of three new schools for the 2006-07 school year. Sacramento was one of the cities selected. Cristo Rey Catholic High School began this third year with a total enrollment of 174 students in grades 9th, 10th and 11th. They have already begun registration for the new freshman class. In November, 2006, due to declining enrollment and financial challenges, St. Lawrence Catholic Elementary School was closed at the end of the 2006-07 school year. In the fall of 2007, St. Stephen Academy Parish Elementary school (7th & 8th grades only) was opened under the Priestly Fraternity of St. Peter. In the fall of 2008, after a full year of planning and prayer, The Sisters of Mary, Mother of the Eucharist established the Spiritus Sanctus Academy. For the first year, the academy is offering two class levels, Transitional Kindergarten and Kindergarten. They will institute First Grade next year. At the end of the 2007 - 2008 school year, due to continued enrollment and financial challenges, Notre Dame, Marysville was closed.

Bishops Appoint Ad Hoc Committee on Catholic Schools

In June, 2008, Bishop William Weigand and Bishop Jaime Soto appointed a 10-member ad hoc committee to study and review the current status of Catholic elementary schools in the Diocese of Sacramento. Members of the committee represent a variety of professional backgrounds, with expertise in education, finance, and the private business sector. The first meeting of the committee took place in July, 2008. The mission of the committee is to study and review the current status of all Catholic elementary schools in the Diocese of Sacramento for the purpose of making recommendations to the Bishops that will address the following:

1. A plan for stabilizing Catholic schools in the Diocese of Sacramento
2. A plan for ensuring the future financing of Catholic schools
3. A plan for a more aggressive marketing and admissions program for Catholic schools
4. A plan to ensure ongoing recruitment and development for future leaders for Catholic schools

The committee's first task was to review schools considered at-risk. When this phase is complete, the committee will begin mid-range and long-range plans.

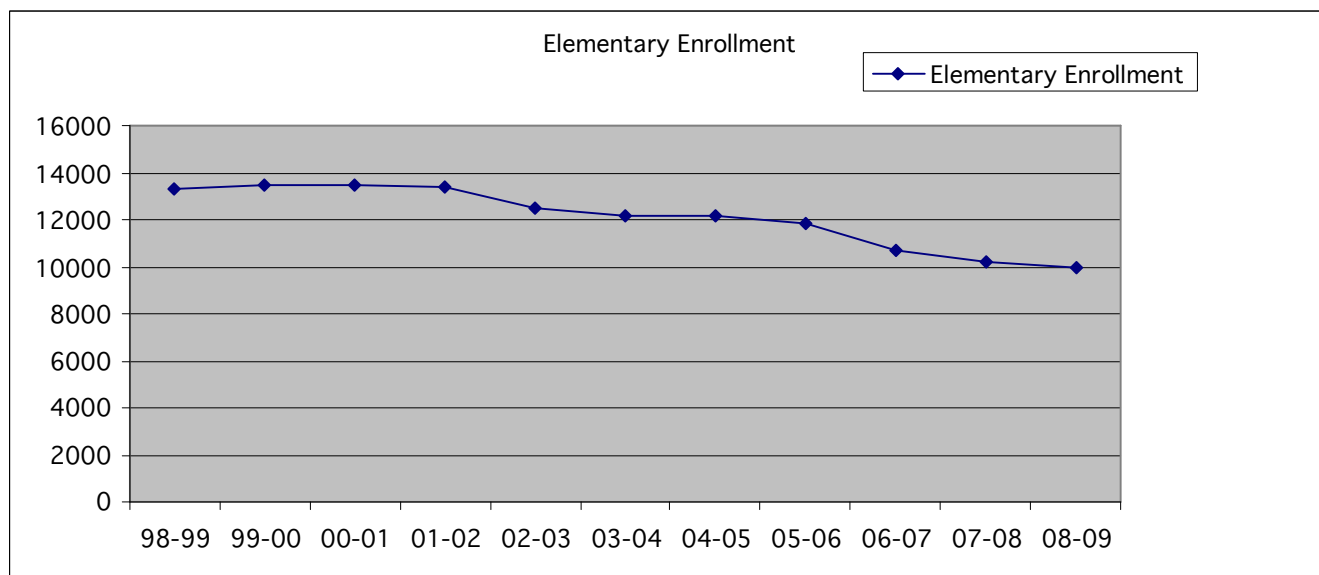
National Enrollment Trend for Elementary and High School

U.S. Catholic school enrollment, elementary and high school, reached its peak during the early 1960s when there were more than 5.2 million students in almost thirteen thousand schools across the nation. The 1970s and 1980s saw a steep decline in both the number of schools and students. By 1990, there were approximately 2.5 million students in 8,719 schools. From the mid 1990s through 2000, there was a steady enrolment increase (1.3%) despite continued closing of schools. Between 2000 and the 2008 school years, there were 1,267 schools that closed (15.5%), mostly elementary schools. The number of students declined by 383,125 (14.4%). The most seriously impacted have been elementary schools. High schools have continued to stay fairly steady. There is a strong concern growing throughout the United States that tuition costs at the high school level continue to

increase at a significant amount. Even though enrollment continues to be stable, the amount of interested applicants has shown a decline. The Diocese of Sacramento ranked 41st of 176 dioceses in number of students for the 2007-2008 school year. (Annual Data Report - National Catholic Educational Association, 7/2008)

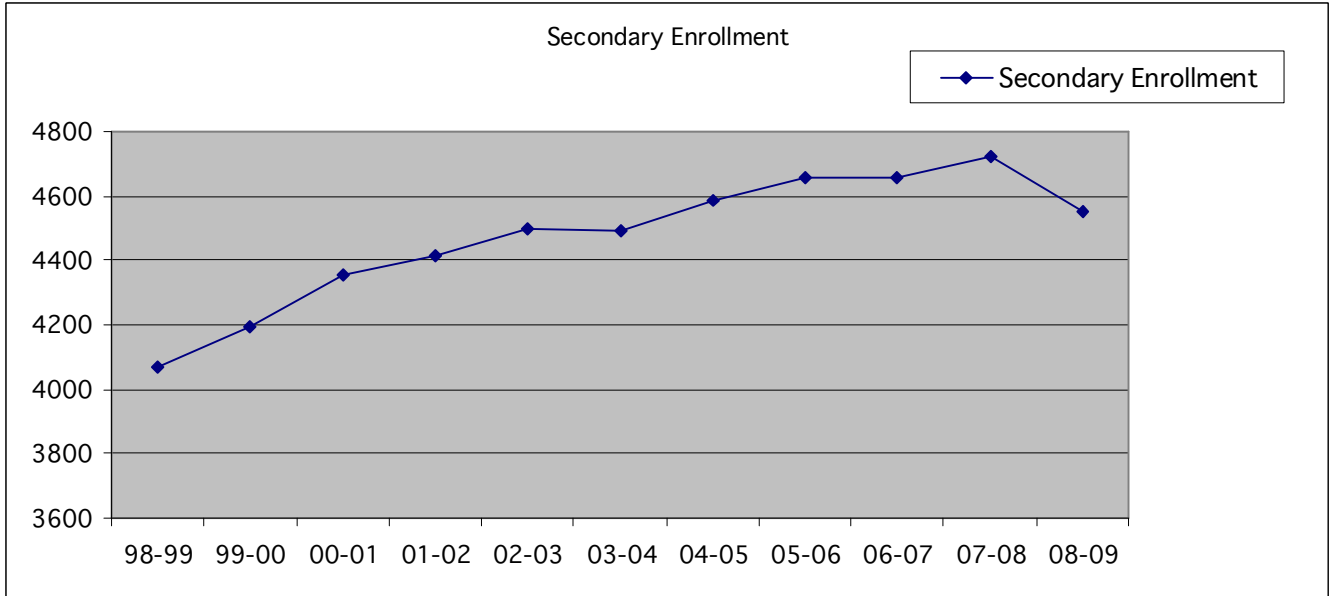
Diocese of Sacramento Enrollment Trend

In the Diocese of Sacramento, elementary enrollment increased slightly from 1991 to 1996. Since then, most Catholic dioceses have experienced a decline in enrollment. For 2003-04, the decline was 360 elementary students, or 3% of the total elementary school student population. For 2004-05, the decline was only 118 students. For 2005-06, the decline, partly due to the closure of St. Thomas More and the merging of St. Peter and All Hallows, was 383 students, or 3.5% of the total elementary school student population of 11,083. For 2006-07, the decline increased to 405 students, or 3.8% of the total elementary school population of 10,678. For the 2007-08, the decline was 438 students, or 4%. Enrollment for 2007-08 was 10,241. For the 2008 - 09 school year, the decline was 0.8%. Present enrollment for 2008-2009 is 9,963.



High Schools

In 1995-96, we opened a new diocesan high school, Bishop Quinn, in Palo Cedro. Bishop Quinn started with just 26 students in the 9th grade and added a grade a year, becoming a four-year high school in 1998-99. Over the past four years enrollment has fallen from 186 students to 88. This is due to the number of charter schools that have opened in the Redding area, along with the number of home schooling families. Due to a continued decrease in enrollment and the many financial challenges, Bishop Quinn was closed at the end of the 2007-2008 school year. A number of students from Bishop Quinn are now attending Mercy High School, Red Bluff, which is only 20 miles from Bishop Quinn. Overall, high school enrollment has shown a steady increase over the recent years. For the 2006-07 academic year, enrollment increased from 4,549 to 4,655. For 2007-2008, enrollment increased by 83, from 4,655 to 4,738. This year, 2008-2009, enrollment showed a decrease from 4,738 to 4,551, or 3.6%.



National Student Ethnicity

The percentage of minorities in Catholic schools has more than doubled in the past 30 years. In 1970, minorities accounted for 10.8% of the Catholic school population; in 1980 it had increased to 19.4%; and in 2008 it is at 28.9%. Minority enrollment patterns are: Hispanic, 12.7%, African American, 7.7 %, Asian American, 4.2 %, Multiracial, 3.1 %.

Diocese of Sacramento Student Ethnicity

Minority enrollment for 2008-2009 is: Hispanic, 17.3%, African American, 5.1 %, Asian American, 12.4%, Multiracial, 9.5%

National Enrollment of Non-Catholics

Most Catholic school students are Catholic. However, non-Catholic student enrollment has risen from 2.7 % in 1970 to 11.2% a decade later and today is 14.1%.

Diocese of Sacramento

Non-Catholic enrollment for the 2008-2009 is 14.9 %. This has risen by 1.9% from 2007-2008.

National Staffing of Catholic Schools

In 2007-2008, the total, full-time equivalent teaching staff in Catholic elementary/middle and secondary schools was 160,075. Over the past decade, the lay faculty percentages increased from 85% to the current 95.9%. At present, 4.1% of the professional staff is religious and clergy.

Diocese of Sacramento Staffing (elementary schools only)

According to information provided by the elementary schools, there are 1,255 employees in the 44 elementary schools. Teachers account for 660, or 56% of the total. The majority of these teachers are lay (642), Catholic (588), and full-time (516).

	<u>Lay</u>	<u>Religious/Clergy</u>	<u>Catholic</u>	<u>non-Catholic</u>	<u>full-time</u>	<u>part-time</u>
Teachers:	648	12	588	72	516	144

Catholic elementary schools also employ 44 administrators (40 lay, 4 Religious; all Catholic, most full-time, with a few sharing teaching duties).

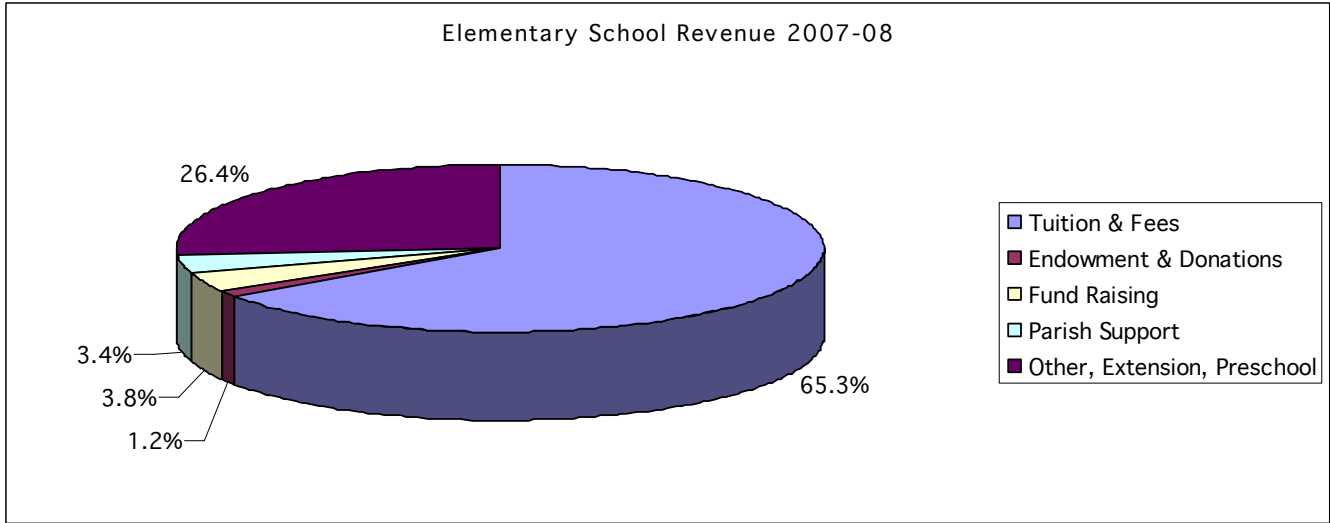
Diocese of Sacramento Staffing (high schools only)

According to information provided by the 8 high schools, there are 410 teachers. The majority of these teachers are lay (381), Catholic (308), and full-time (365).

	<u>Lay</u>	<u>Religious/Clergy</u>	<u>Catholic</u>	<u>non-Catholic</u>	<u>full-time</u>	<u>part-time</u>
Teachers:	381	29	306	104	365	45

Finances: Revenue (elementary schools only)

Revenue for the Catholic elementary schools in our Diocese comes from five major sources. The majority of elementary school income comes from tuition and fees. Of this, tuition and fees represents 65.3% of the revenue budget. Endowment income, gifts, and donations represent 1.2% of revenue. Fundraising accounts for 3.8% of the average school's revenue. Parish support represents 3.4% of revenue. Extension program income, preschool income, and other miscellaneous sources complete the school's sources of income at 26.4% of the school's revenue.



REVENUE: Tuition and Costs

National Statistics

Tuition fees paid by families constitute a portion of the actual per pupil expenses. The average per pupil tuition in elementary schools is \$3,159, which is approximately 53.8% of actual costs per pupil of \$5,870. About 93% of elementary schools provide some form of tuition assistance.

The secondary median freshman tuition is \$6,906, which is approximately 80.0% of actual costs per pupil of \$8,743. About 97% of secondary schools provide some form of tuition assistance.

The difference between the per pupil cost and the tuition charged is obtained in many ways, primarily through direct subsidy from parish, diocesan, or religious congregation resources and from multi-faceted development programs and fundraising activities.

Diocese of Sacramento Statistics

Tuition charged by elementary schools for the 2008-09 academic year ranged from a low of \$2,600 to a high of \$5,000 for the first child of a parishioner. The average tuition increased by 1.0 % over last year's average tuition. Actual tuition rates are found in the appendix.

Tuition Rates for the First Child: Diocese of Sacramento Elementary Schools

	<u>Parishioner</u>	<u>Non-Parishioner</u>	<u>Non-Catholic</u>
Minimum	\$2,600	\$3,020	\$3,020
Average	\$3,834	\$4,342	\$4,575
Maximum	\$5,000	\$6,270	\$6,270

Tuition Rates for a Parishioner: Diocese of Sacramento Elementary Schools

	<u>First Child</u>	<u>Second Child</u>	<u>Third Child</u>
Minimum	\$2,600	\$2,000	\$1,460
Average	\$3,834	\$3,099	\$2,617
Maximum	\$5,000	\$4,240	\$4,030

Revenue: Fees

Combined with tuition, fees represent a source of revenue for the Catholic school. For 2008-09, our schools charged a registration fee ranging from a low of \$55 to a high of \$425. Our average registration fee is \$251. According to the NCEA, the average Catholic school in the United States for 2007-08 received 64.9% of its revenue from tuition and fees. In our Diocese, the average is 68%.

Revenue: Endowments & Donations

Almost all of our elementary schools have endowments ranging from a low of several hundred dollars to a high of over one million dollars. The downturn in the economy for the past several years has all but eliminated endowment earnings as a source of revenue for the Catholic schools. Restricted and unrestricted gifts, especially those targeted at scholarships (e.g., Adopt-A-Student), continue to be a source of revenue. The Diocesan School Management Program, once known as Catholic School Management Program, brings in a significant amount of revenue for the schools involved in the program. Last year, the schools conducting an annual appeal brought in \$720,986. This was a decrease of \$156,044 from the previous year.

Revenue: Fundraising

A third source of income is fundraising, which brings in almost 2.5 times as much revenue as earnings from endowments and donations. The national average is between 8% - 10% of the school's revenue. This category, fundraising, may include some forms of parish support such as second collections for the school or parish. We encourage schools to list those sources of revenue under Parish Support.

Revenue: Parish Support

The fourth source of revenue is parish support. According to the data we gathered, about 3.2% of the average elementary school's revenue comes from parish support. Last year it was 3.8%. Nationally, last year, this figure ranged from 8% - 10%. As stated earlier, this number could be greater if all the school bills that are paid by the parish were included. Some schools pay all utilities, janitorial services, supplies for the parish hall. Others pay a portion. Some schools pay nothing because the parish hall is considered a parish expense. This is one of the two areas where many schools and parishes share a facility without sharing the cost of operating the facility. The other is the use of the school building by parish groups.

Capital improvements, e.g., a new roof, renovation, etc., are not considered as part of the ordinary operating budget of the school. These expenses are usually borne by the parish because the buildings are parish property, and most parishes feel that it is the responsibility of the parish to keep the buildings in shape. If parish resources used to repair the building were counted as parish support, that portion of the operating budget could be significantly higher.

Revenue: Extension, Preschool, Other

The final sources of revenue for the school's operating budget are the extension and preschool programs. About 10.3% of the total income for the school comes from its extension and preschool programs. Another 15.5% comes from other sources of revenue not included in any category above.

Preschool and extension programs are of tremendous value to the working parent. They allow the parent to drop off the child at school before work, work a full day, and then pick up the child on the way home without having to

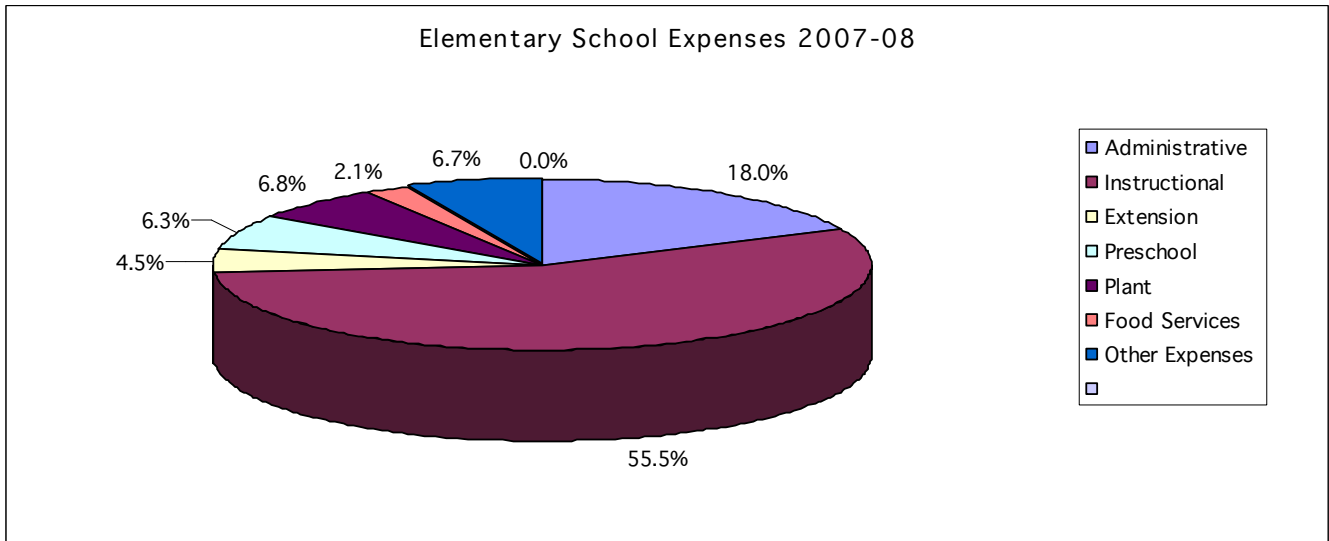
worry about finding part-time child care. These programs generate an enormous amount of good will and encourage parents to enroll their children in the school.

Preschool programs are considered day care by the State of California and must be licensed through the Department of Social Services. There are significant restrictions upon the program, e.g., the number of children per adult, the qualifications of the adult care providers, square footage per child, etc. On the other hand, these programs can operate year round ó even when school is not in session. Students enrolled in a preschool have an opportunity to experience the culture of the school, and are strongly motivated to follow their friends into kindergarten at the Catholic school.

Extension programs are not licensed by the State. They must, however, conform to two important restrictions. Extension programs may only operate when school is in session (the 190 days of the school calendar), and they may only serve students attending the Catholic school. Programs may occur before and after school, and for the half day that kindergarten is not in session. Many of these extension programs have organized activities for the students, as well as opportunities for tutoring. Extension and pre-school directors in the Diocese meet periodically for inservice training and to discover new activities for the students entrusted to their care.

Finances: Expenses (elementary schools only)

Schools use a variety of charts of accounts. The averages in the chart below represent an effort by the schools to reformat their information into Diocesan (and NCEA’s) account categories. Instructional refers to teachers, aides, extension personnel and support staff (secretaries, etc.). Administrative refers to principal, bookkeeper, extension director, etc. According to the data sent to the Catholic School Department, 74.5% of the school budget goes for salaries and benefits.



Base Salary

Beginning with the 2006-07 academic year, the base salary of a new teacher with a Bachelor’s Degree and a California teaching credential varied due to the approval of Regional Salaries. Pastors had been given a range for

their region. After meeting with pastors from each region, the pastors agreed on the following for their region for the 2007-08 year: 1.5%(Northern), 2.5% (Central) and 2.5% (Solano/Western).

Increases in base salary are only a part of the increase in a teacher's salary. Most teachers also receive a step increase each year if they meet the minimum requirements of Catechist Certification, valid credential, and additional course work every 3 years. The step increase ranges from 2% to 3% of the base rate. A teacher who started in 1997 at \$ 23,248 (B-1) would be earning the following at B-1 for the 2008-09 school year: \$30,460 (Northern Region), \$32,602 (Solano/Western Region), and \$31,984 (Central Region).

Salary increase with annual step increases:

Base Year	Base Salary	Class & % increase	Step
1997-98	\$23,248	2.8%	B-1
1998-99	\$23,713	2.0%	B-1
1999-00	\$24,287	2.4%	B-1
2000-01	\$25,154	3.6%	B-1
2001-02	\$26,412	5.0%	B-1
2002-03	\$27,500	4.1%	B-1
2003-04	\$28,000	1.8%	B-1
2004-05	\$28,700	2.5%	B-1
2005-06	\$29,418	2.5%	B-1
2006-07	Base Salary ranged from \$29,713 to \$30,878		B-1
2007-08	Base Salary ranged from \$30,010 to \$31,807		B-1
2008-09	Base Salary ranged from \$30,460 to \$32,602		B-1
2009-10	The range for teachers in all regions was determined at 1.5-3.0%. At the printing of this report, the figures were not yet determined.		

Per Pupil Cost (elementary schools only)

The average per pupil cost for 2007-08 was approximately \$5,096 per student. This was calculated by dividing the actual total elementary school expense (\$56,352,212) for 2007-08 by the total enrollment (11,056) for that year.

Per Pupil Cost (Diocesan High Schools Only)

Due to the locations of our three Diocesan Catholic High Schools, the average per pupil cost would not indicate a true picture. Instead, the three high schools are listed with this years tuition figure (first child) and actual per pupil cost.

	<u>08-09 Tution</u>	<u>Per Pupil Cost</u>
St. Francis Catholic High School (Sacramento)	\$10,900	\$13,206
St. Patrick - St. Vincent Catholic High School (Vallejo)	\$ 9,775	\$10,760
Mercy Catholic High School (Red Bluff)	\$ 6,850	\$10,141

APPENDIX 1: Elementary School Enrollment - Historical Trends

Enrollment through 1997 includes preschool students

		1992	1993	1994	1995	1996	1997	1998	1999	2000	2001	2002	2003	2004	2005	2006	2007	2008
Sacred Heart	Anderson	241	270	217	188	167	170	131	102	93	96	84	72	59	72	55	46	70
St. Joseph	Auburn	306	306	328	354	345	348	270	275	285	284	253	243	253	250	247	234	228
St. Dominic	Benicia	373	355	370	386	366	359	339	342	337	333	321	335	331	332	332	327	333
Our Lady of Assumption	Carmichael	306	303	307	309	305	302	312	303	307	310	309	304	307	315	300	294	264
St. John Evangelist	Carmichael	304	309	325	322	317	294	290	284	283	299	277	260	247	256	277	268	262
Notre Dame	Chico	286	295	290	256	277	300	299	302	285	284	271	240	244	241	219	213	205
Holy Family	Citrus Heights	429	508	568	612	645	688	624	646	646	639	603	543	569	529	489	460	439
Our Lady of Lourdes	Colusa	146	164	175	178	176	138	124	104	104	109	107	108	85	82	78	80	100
St. James	Davis	286	303	304	302	291	294	300	287	291	301	302	292	289	284	290	293	303
St. Elizabeth Ann Seton	Elk Grove							148	204	250	282	317	332	335	313	316	319	319
Holy Trinity	El Dorado Hills												213	305	324	306	289	286
St. Mel	Fair Oaks	314	301	313	315	307	305	308	316	315	323	322	314	322	301	283	272	263
Holy Spirit	Fairfield	350	342	348	351	356	360	361	360	352	354	361	357	360	348	343	344	337
St. John's Notre Dame	Folsom	289	303	306	311	314	324	324	324	322	321	322	320	322	321	314	320	322
Mt. St. Mary	Grass Valley	270	268	246	244	250	212	202	216	223	173	137	148	127	135	123	73	88
Spiritus Sanctus Academy	Loomis																	10
Notre Dame	Marysville	141	191	224	259	248	241	224	224	203	186	168	154	149	149	84	67	closed
St. Lawrence	North Highlands	313	312	304	314	298	292	268	251	243	245	208	203	158	88	76	closed	closed
St. Thomas the Apostle	Oroville	115	111	112	116	144	155	151	153	145	101	86	80	77	83	84	85	83
St. Francis Middle School	Palo Cedro			176	146	133	172	159	199	199	232	196	166	104	55	12	closed	closed
St. Thomas More	Paradise	221	224	229	221	171	144	112	126	148	152	74	45	71	closed	closed	closed	closed
St. John Vianney	Rancho Cordova	316	312	317	316	319	321	318	318	307	320	310	290	290	279	295	269	248
Sacred Heart	Red Bluff	229	235	222	239	237	240	184	162	166	144	163	165	151	153	133	133	118
St. Joseph	Redding	341	342	303	314	351	327	347	318	318	283	275	248	192	181	192	182	149
St. Rose	Roseville	312	308	297	310	311	307	308	301	302	311	313	313	308	316	311	310	298
John Paul II	Sacramento	345	340	341	309	288	286	283	253	245	230	192	199	198	261	181	210	233
Holy Spirit	Sacramento	314	314	315	315	311	313	296	288	288	288	299	298	304	317	323	307	300
Immaculate Conception	Sacramento	269	208	218	186	118	82	106	134	152	158	164	closed	closed	closed	closed	closed	closed
Presentation	Sacramento	325	303	329	328	324	325	321	321	305	301	269	248	220	247	239	210	210
Sacred Heart	Sacramento	316	311	312	309	312	312	310	310	303	307	303	305	309	301	288	292	298
St. Anne	Sacramento	222	243	205	215	240	203	221	212	207	176	167	134	107	98	85	73	92
St. Charles Borromeo	Sacramento	318	322	322	323	322	319	307	304	298	295	277	273	269	284	282	260	252
St. Francis	Sacramento	320	335	346	340	340	332	334	326	320	330	296	286	291	272	278	289	286
St. Ignatius	Sacramento	343	341	349	338	354	353	335	334	329	331	330	321	332	335	324	329	322
St. Joseph	Sacramento	266	280	310	300	297	284	270	266	287	266	242	195	170	145	138	138	149
St. Mary	Sacramento	340	329	326	332	331	321	303	316	319	334	327	299	320	320	317	332	334
St. Patrick	Sacramento	365	367	364	371	376	373	379	390	385	377	328	303	266	259	230	167	109
St. Peter	Sacramento	282	278	279	279	275	292	271	271	228	203	187	186	171	closed	closed	closed	closed
St. Philomene	Sacramento	315	315	313	305	300	299	279	279	286	273	251	236	229	235	238	253	219
St. Robert	Sacramento	310	308	303	311	315	311	297	299	289	302	290	295	301	308	304	294	294
St. Stephen Academy	Sacramento																12	6
St. Theresa	South Lake Tahoe			126	191	227	193	173	189	172	151	126	166	196	170	159	143	141
Notre Dame	Vacaville	337	339	337	338	326	322	323	334	338	336	332	339	329	324	314	300	260
St. Basil	Vallejo	440	425	438	433	423	434	353	353	352	351	345	353	351	335	332	337	341
St. Catherine	Vallejo	341	344	351	345	343	336	335	335	337	338	326	327	330	326	326	318	313
St. Vincent Ferrer	Vallejo	357	358	352	347	349	354	356	356	357	357	347	347	346	348	345	325	305
Holy Cross	West Sacramento	250	251	217	223	200	236	215	180	192	177	165	152	160	163	155	156	146
Our Lady of Grace	West Sacramento	289	288	284	292	287	253	219	220	218	222	202	182	182	190	207	221	230
Holy Rosary	Woodland	282	282	291	274	282	269	282	269	256	256	244	251	273	267	260	237	227
St. Isidore	Yuba City	291	284	284	295	288	286	252	252	247	201	185	153	154	149	146	163	181
Total Elementary		13,125	13,227	13,593	13,662	13,556	13,381	12,775	12,852	12,788	12,610	11,938	11,578	11,460	11,083	10,627	10,241	9,973

APPENDIX 2: Preschool Enrollment - Historical Trends

		1992	1993	1994	1995	1996	1997	1998	1999	2000	2001	2002	2003	2004	2005	2006	2007	2008	
Sacred Heart	Anderson							25	30	30	21	23	35	33	20	25	24	19	
St. Joseph	Auburn							27	44	39	32	32	49	53	59	59	54	44	
St. Dominic	Benicia							27	16	34	28	36	37	40	31	37	32	35	
Our Lady of the Assumption	Carmichael																	36	
St. John the Evangelist	Carmichael									8	15	5		13	16	0	12	9	
Holy Family	Citrus Heights							83	111	120	90	66	92	73	80	66	61	69	
Our Lady of Lourdes	Colusa							26	22	22	36	18	24	20	25	21	35	22	
Holy Trinity	El Dorado Hills												15	0	13	0	0	9	
St. Elizabeth Ann Seton	Elk Grove																	70	
St. Mel	Fair Oaks																	11	
Mt. St. Mary	Grass Valley							5	4	11	7	10	55	0	0	4	0	7	
St. Thomas the Apostle	Oroville										15	7	12	16	20	7	0	0	
St. Thomas More	Paradise									31	29	35	31	0	0	0	0	0	
St. John Vianney	Rancho Cordova													11	10	10	10	6	
Sacred Heart	Red Bluff							64	78	60	59	64	66	70	45	56	61	65	
St. Joseph	Redding																107	34	
St. Rose	Roseville															11	15	14	
All Hallows/John Paul II	Sacramento												23	25	31	26	28	31	
Presentation	Sacramento									19	15	13	4	0	2	18	22		
St. Charles Borromeo	Sacramento																15	11	
St. Francis of Assisi	Sacramento														22	22	20	24	
St. Ignatius	Sacramento							20	15	16	14	15	8	16	16	20	29	25	
St. Joseph	Sacramento													13	19	25	25	20	
St. Mary	Sacramento							15	22	0	0	0	0	0	0	0	10	16	
St. Philomene	Sacramento									9	9	5	9	11	4	8	13	6	
St. Theresa	South Lake Tahoe												24	24	24	24	33	29	
Sacred Heart Preschool	Susanville	116	109	102	92	75	92	83	75	73	73	0	0	0	0	0	0	0	
St. Basil	Vallejo							85	91	80	85	98	91	82	90	95	95	65	
St. Vincent Ferrer Preschool	Vallejo	52	66	92	64	79	71	76	76	76	76	76	76	76	76	79	80	71	
Holy Rosary	Woodland												91	112	112	103	88	61	
St. Isidore	Yuba City												33	25	33	40	47	32	
Total Preschool		168	175	194	156	154	163	536	584	609	608	505	784	717	746	740	912	863	
Elementary enrollment (see Appendix 1) through 1997 includes preschool students																			

APPENDIX 3: High School Enrollment - Historical Trends

		1992	1993	1994	1995	1996	1997	1998	1999	2000	2001	2002	2003	2004	2005	2006	2007	2008
Jesuit HS	Carmichael	981	999	1011	1015	1018	1017	1032	1032	1048	1043	1048	1052	1062	1083	1096	1080	1088
Notre Dame	Chico	21	13															
Bishop Quinn	Palo Cedro				27	63	92	105	129	155	169	187	186	164	158	124	87	closed
Mercy HS	Red Bluff	162	192	198	165	154	150	180	209	210	215	194	184	152	138	115	110	104
Christian Brothers HS	Sacramento	864	914	923	915	934	909	963	980	1019	1019	1048	1043	1088	1099	1068	1049	1003
Cristo Rey HS	Sacramento															91	174	229
Loretto HS	Sacramento	305	326	361	400	412	422	431	449	467	499	535	532	553	558	500	502	400
St. Francis HS	Sacramento	741	726	777	788	820	782	758	759	787	787	828	852	900	955	998	1041	1064
St. Stephen Academy	Sacramento																13	17
St. Patrick-St. Vincent	Vallejo	679	688	692	680	651	634	603	634	669	680	658	642	660	666	663	682	646
Total High School		3753	3858	3962	3990	4052	4006	4072	4192	4355	4412	4498	4491	4579	4657	4655	4738	4551

APPENDIX 4: Elementary Tuition

School	City	Parishioner			Non	Non	Regis.
		1st Child	2nd Child	3rd Child	Parishioner	Catholic	Fees
Sacred Heart School	Anderson	\$3,500	\$3,000	\$2,500	\$3,500	\$3,500	\$200
St. Joseph Parish School	Auburn	\$3,890	\$2,826	\$2,686	\$3,890	\$4,470	\$250
St. Dominic School	Benicia	\$4,235	\$3,388	\$2,329	\$5,235	\$5,735	\$250
Our Lady of the Assumption School	Carmichael	\$3,890	\$2,470	\$2,410	\$5,120	\$5,120	\$255
St. John the Evangelist School	Carmichael	\$3,600	\$2,700	\$1,800	\$4,450	\$4,450	\$225
Notre Dame School	Chico	\$4,477	\$3,482	\$2,488	\$4,922	\$4,922	\$150
Holy Family School	Citrus Heights	\$4,099	\$3,075	\$2,050	\$4,427	\$4,427	\$275
Our Lady of Lourdes School	Colusa	\$3,350	\$3,150	\$3,150	\$3,150	\$3,150	\$300
St. James School	Davis	\$4,280	\$3,430	\$1,920	\$5,500	\$5,500	\$250
St. Elizabeth Ann Seton Catholic School	Elk Grove	\$3,575	\$3,000	\$2,680	\$3,575	\$3,575	\$357
Holy Trinity School	El Dorado Hills	\$2,600	\$2,400	\$2,200	\$6,270	\$6,270	\$425
St. Mel School	Fair Oaks	\$4,075	\$3,350	\$2,600	\$4,850	\$4,850	\$300
Holy Spirit School	Fairfield	\$4,020	\$3,240	\$2,880	\$4,020	\$5,020	\$200
St. John Notre Dame Catholic School	Folsom	\$3,890	\$3,140	\$2,740	\$4,640	\$4,640	\$265
Mount St. Mary's School	Grass Valley	\$3,900	\$3,700	\$3,500	\$4,100	\$4,100	\$225
Spiritus Sanctus Academy	Loomis	\$3,800					\$500
St. Thomas the Apostle School	Oroville	\$3,800	\$3,800	\$3,800	\$3,800	\$3,800	\$100
St. John Vianney School	Rancho Cordova	\$3,690	\$2,730	\$2,580	\$5,100	\$5,100	\$300
Sacred Heart Parish School	Red Bluff	\$4,200	\$3,200	\$2,200	\$4,400	\$4,400	\$225
Saint Joseph School	Redding	\$3,600	\$3,100	\$2,600	\$3,600	\$3,600	\$150
Saint Rose School	Roseville	\$3,810	\$2,860	\$2,860	\$3,810	\$4,810	\$300
John Paul II School	Sacramento	\$3,250	\$2,200	\$1,700	\$3,550	\$3,550	\$325
Holy Spirit School	Sacramento	\$4,043	\$3,217	\$2,957	\$4,568	\$5,895	\$275
Presentation School	Sacramento	\$4,040	\$3,030	\$2,627	\$4,506	\$5,418	\$275
Sacred Heart School	Sacramento	\$3,860	\$2,870	\$1,870	\$4,830	\$4,830	\$250
St. Anne School	Sacramento	\$3,200	\$2,600	\$1,900	\$3,500	\$3,800	\$150
St. Charles Borromeo School	Sacramento	\$3,730	\$2,980	\$2,610	\$4,200	\$4,200	\$225
St. Francis of Assisi Elementary School	Sacramento	\$4,450	\$4,240	\$4,030	\$4,450	\$4,450	\$250
St. Ignatius School	Sacramento	\$4,160	\$3,300	\$2,470	\$5,990	\$5,990	\$290
St. Joseph School	Sacramento	\$3,385	\$2,763	\$2,337	\$3,680	\$3,680	\$325
St. Mary School	Sacramento	\$4,175	\$3,548	\$2,714	\$5,218	\$5,845	\$300
St. Patrick School	Sacramento	\$3,500	\$2,400	\$2,000	\$3,500	\$3,800	\$250
St. Philomene School	Sacramento	\$3,890	\$3,890	\$3,890	\$3,890	\$5,240	\$250
St. Robert School	Sacramento	\$4,027	\$3,019	\$2,416	\$4,731	\$5,345	\$250
St. Stephen Academy	Sacramento	\$5,000	\$3,000	\$2,000	\$5,000	\$5,000	\$55
St. Theresa School	South Lake Tahoe	\$3,630	\$3,397	\$3,156	\$3,630	\$3,630	\$275
Notre Dame School	Vacaville	\$3,550	\$2,450	\$1,820	\$4,330	\$4,330	\$230
St. Basil Elementary School	Vallejo	\$4,280	\$4,150	\$4,020	\$4,620	\$4,620	\$210
St. Catherine of Siena School	Vallejo	\$3,991	\$3,589	\$3,392	\$4,763	\$4,763	\$125
St. Vincent Ferrer School	Vallejo	\$4,210	\$4,025	\$3,570	\$4,470	\$6,000	\$275
Holy Cross School	West Sacramento	\$3,020	\$2,030	\$1,460	\$3,020	\$3,020	\$260
Our Lady of Grace School	West Sacramento	\$3,000	\$2,000	\$2,000	\$3,500	\$3,500	\$325
Holy Rosary School	Woodland	\$3,990	\$2,993	\$2,594	\$4,240	\$4,240	\$325
St. Isidore Catholic School	Yuba City	\$4,019	\$3,512	\$3,004	\$4,150	\$4,150	\$300

	Parishioner			Non	Non	Regis.
	1st Child	2nd Child	3rd Child	Parishioner	Catholic	Fees
Minimum	\$2,600	\$2,000	\$1,460	\$3,020	\$3,020	\$55
Average	\$3,834	\$3,099	\$2,617	\$4,342	\$4,575	\$257
Maximum	\$5,000	\$4,240	\$4,030	\$6,270	\$6,270	\$500

APPENDIX 5: Actual Revenue and Expense 2007-08, Per Pupil Cost

		Total Revenue	Total Expense	Per Pupil Cost
Sacred Heart School	Anderson	\$456,754	\$460,983	\$6,585
St. Joseph Parish School	Auburn	\$1,401,315	\$1,518,401	\$5,272
St. Dominic School	Benicia	\$1,818,641	\$1,757,256	\$4,895
Our Lady of the Assumption School	Carmichael	\$1,434,909	\$1,443,757	\$4,911
St. John the Evangelist School	Carmichael	\$1,270,011	\$1,185,787	\$4,235
Notre Dame School	Chico	\$1,185,619	\$1,254,192	\$5,888
Holy Family School	Citrus Heights	\$2,496,621	\$2,678,294	\$5,141
Our Lady of Lourdes School	Colusa	\$615,984	\$623,374	\$5,421
St. James School	Davis	\$1,721,405	\$1,630,798	\$5,566
St. Elizabeth Ann Seton Catholic School	Elk Grove	\$1,244,118	\$1,167,752	\$3,695
Holy Trinity Catholic Education Center	El Dorado Hills	\$1,246,581	\$1,278,904	\$4,425
St. Mel School	Fair Oaks	\$1,239,342	\$1,340,302	\$4,928
Holy Spirit School	Fairfield	\$2,189,690	\$1,938,033	\$5,634
St. John Notre Dame Catholic School	Folsom	\$1,736,703	\$1,732,884	\$5,415
Mount St. Mary's School	Grass Valley	\$623,230	\$527,493	\$7,226
Spiritus Sanctus Academy	Loomis			
St. Thomas the Apostle School	Oroville	\$478,695	\$483,993	\$5,694
St. John Vianney School	Rancho Cordova	\$1,478,674	\$1,473,020	\$5,280
Sacred Heart Parish School	Red Bluff	\$898,401	\$935,459	\$4,822
Saint Joseph School	Redding	\$2,183,649	\$2,220,234	\$7,682
Saint Rose School	Roseville	\$1,293,414	\$1,344,296	\$4,136
John Paul II School	Sacramento	\$1,092,145	\$1,074,367	\$4,514
Holy Spirit School	Sacramento	\$1,797,935	\$1,690,751	\$5,507
Presentation School	Sacramento	\$1,271,585	\$1,112,255	\$4,878
Sacred Heart School	Sacramento	\$1,727,693	\$1,674,310	\$5,734
St. Anne School	Sacramento	\$414,354	\$417,016	\$5,713
St. Charles Borromeo School	Sacramento	\$1,187,755	\$1,203,837	\$4,378
St. Francis of Assisi Elementary School	Sacramento	\$2,112,491	\$2,070,498	\$6,701
St. Ignatius School	Sacramento	\$1,758,918	\$2,019,228	\$5,640
St. Joseph School	Sacramento	\$645,765	\$655,310	\$4,020
St. Mary School	Sacramento	\$2,298,924	\$2,135,429	\$6,244
St. Patrick School	Sacramento	\$1,023,747	\$1,038,845	\$6,221
St. Philomene School	Sacramento	\$1,118,932	\$1,083,655	\$4,074
St. Robert School	Sacramento	\$1,481,241	\$1,555,544	\$5,291
St. Stephen Academy	Sacramento	\$215,044	\$157,619	\$6,305
St. Theresa School	South Lake Tahoe	\$831,983	\$881,758	\$5,010
Notre Dame School	Vacaville	\$1,466,735	\$1,495,253	\$4,984
St. Basil Elementary School	Vallejo	\$1,648,822	\$1,625,896	\$3,764
St. Catherine of Siena School	Vallejo	\$1,290,426	\$1,268,567	\$3,989
St. Vincent Ferrer School	Vallejo	\$1,864,260	\$1,800,828	\$4,446
Holy Cross School	West Sacramento	\$919,236	\$832,411	\$5,336
Our Lady of Grace School	West Sacramento	\$868,230	\$970,836	\$4,393
Holy Rosary School	Woodland	\$1,633,616	\$1,694,120	\$5,213
St. Isidore Catholic School	Yuba City	\$1,006,352	\$898,667	\$4,279

Minimum	\$3,695
Average	\$5,197
Maximum	\$7,682

