

**CATHOLIC SCHOOL DEPARTMENT
DIOCESE OF SACRAMENTO**

**SCHOOL DATA REPORT
2009-10 ACADEMIC SCHOOL YEAR**

"Catholic Schools - Dividends For Life"

ANNUAL SCHOOL DATA REPORT

Teachers and administrators, whether in universities or schools, have the duty and privilege to ensure that students receive instruction in Catholic doctrine and practice. This requires that public witness to the way of Christ, as found in the Gospel and upheld by the Church's Magisterium, shapes all aspects of an institution's life, both inside and outside the classroom. Divergence from this vision weakens Catholic identity and, far from advancing freedom, inevitably leads to confusion, whether moral, intellectual or spiritual. (Pope Benedict XVI)

The Catholic School Department is issuing this twelfth annual *School Data Report* in November of 2009. Our intent in this report is to continue providing a compilation of the data we've collected from the schools as a tool to help pastors, principals, Parish Finance Committees and Catholic School Advisory Commissions as they work with issues of finances, staffing, and enrollment. The first part of this *Report*, a narrative, presents some historical trends as well as some summary information about the average school in our Diocese. **Added to this report for the first time is the following information: Comparisons of National Graduation Rates, College Attendance Comparisons, and Percentage Distribution of Private Schools by Enrollment Size. The first two are strong marketing points.** We hope that both trends and summaries help pastors, principals, Finance Committees and Catholic School Advisory Commissions in their decision-making process.

The second part of this *Report* consists of several appendices. Each appendix, such as the one on tuition, represents the actual data from the on-line data base that principals used to report their school data to us. While we have made every effort to ensure that the data is accurate as presented, we acknowledge that there may be entry errors. At this time it is not our intent to issue a corrected report if the errors are minor. NCEA data found in this report was reported by the United States Conference of Catholic Bishops and National Catholic Educational Association.

Note: All schools entered their school information into Filemaker Pro. The data the school entered is the data used in this report.

The following information may assist you in understanding this report. The Diocese of Sacramento presently consists of 48 Catholic schools. There are three Diocesan Catholic high schools, three private Catholic high schools, three two-parish elementary schools, 38 single-parish elementary schools, and one private TK to 1st. Presently, 29 elementary schools have preschools as a part of their structure.

Elementary Schools

Current History:

1994 - St. Francis Middle School (6th - 8th), located in Palo Cedro, was opened with 176 students. This was the first middle school opened in the Diocese of Sacramento. Two elementary schools, Sacred Heart, Anderson and St. Joseph, Redding, closed their 6th, 7th and 8th grades so that these students could attend the new middle school.

1999 - Due to the strong need of a Catholic school in the Elk Grove area, St. Elizabeth Ann Seton Elementary School was opened in the fall with 148 students, presently 317.

2003 - Due to a strong need of a Catholic school in the El Dorado and Placerville area, Holy Trinity Elementary School was opened in El Dorado Hills. The school opened with 213 students, presently 271.

2005 - Facing enrollment and financial concerns for a few years, the decision was made that St. Thomas More, Paradise, would close at the end of the 2004-2005 school year.

2005 - One of the functions of the Catholic School Department is ongoing assessment of current school programs. A study of enrollment history had shown a decline in enrollment at St. Francis Middle School and its feeder schools, St. Joseph (K - 5th) and Sacred Heart (K - 5th). After full consultation, it was concluded that a phase-out program to close St. Francis Middle School would be in the best interest of the two elementary schools. The implementation of this phase-out began with the 2005 school year. With this change, a return to the traditional K-8 school at Sacred Heart and St. Joseph would better serve the parish communities in the coming years.

2005 - During the second semester of the 2004-05 academic year, after months of meetings, a decision was made to merge the school communities of All Hallows and St. Peter due to enrollment and financial concerns. From the merger a new school was established, John Paul II, located on the previous site of All Hallows.

2007 - After declining enrollment and financial challenges over a number of years, St. Lawrence Catholic Elementary School in North Highlands was closed at the end of the 2006-07 school year.

2007 - At the end of the 2006 - 2007 academic year, St. Francis Middle School was completely phased out, with the two elementary schools, Sacred Heart, Anderson and St. Joseph, Redding, back to a Preschool - 8th grade structure.

2007 - In the fall of 2007, St. Stephen Academy Parish Elementary school in Sacramento (7th & 8th grades only) was opened under the Priestly Fraternity of St. Peter.

2008 - At the end of the 2007 - 2008 school year, due to continued enrollment and financial challenges, Notre Dame, Marysville was closed.

2008 - In the fall of 2008, after a full year of planning and prayer, The Sisters of Mary, Mother of the Eucharist established the Spiritus Sanctus Academy. For the first year, the academy offered two class levels, Transitional Kindergarten and Kindergarten. They plan to institute a First Grade next year.

2009 - At the end of the 2008-2009 school year it was determined that due to enrollment, St. Stephen's Academy would not be able to continue the following year.

2009- Spiritus Sanctus Academy opens the year by adding a First Grade class.

2009 - In the spring of 2009, it was determined that St. Anne Catholic School could no longer continue due to enrollment.

Bishops Appoint Ad Hoc Committee on Catholic Schools

In June, 2008, Bishop William Weigand and Bishop Jaime Soto appointed a 10-member ad hoc committee to study and review the current status of Catholic elementary schools in the Diocese of Sacramento. Members of the committee represented a variety of professional backgrounds, with expertise in education, finance, and the private business sector. The first meeting of the committee took place in July, 2008. The mission of the committee was to study and review the current status of all Catholic elementary schools in the Diocese of Sacramento for the purpose of making recommendations to the Bishops that would address the following:

1. A plan for stabilizing Catholic schools in the Diocese of Sacramento
2. A plan for ensuring the future financing of Catholic schools
3. A plan for a more aggressive marketing and admissions program for Catholic schools
4. A plan to ensure ongoing recruitment and development for future leaders for Catholic schools

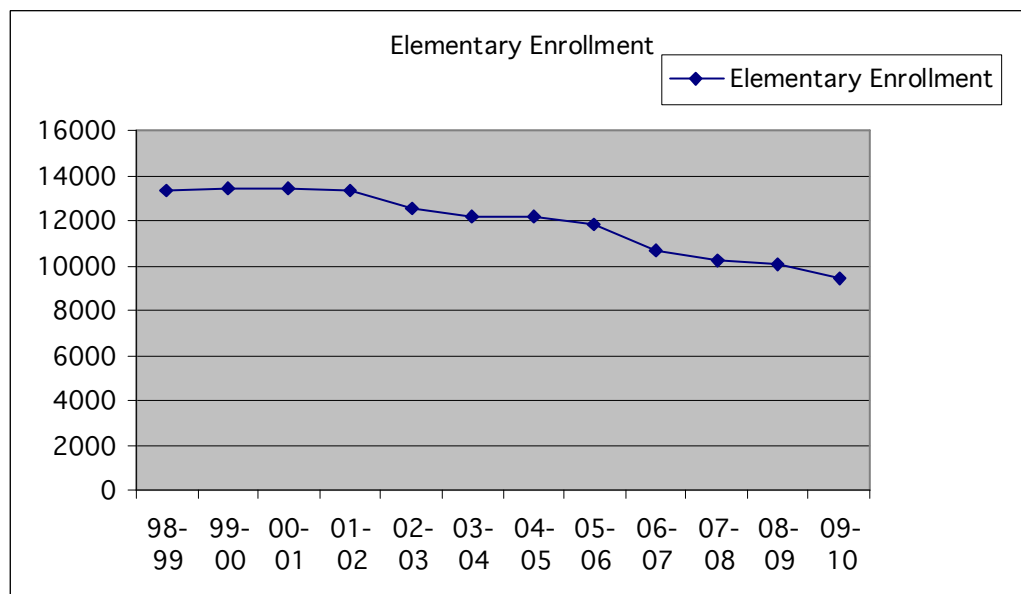
The committee's first task was to review schools considered at-risk. After a complete study, along with numerous meetings, a recommendation was submitted to the Bishop. After further consultation, Bishop Jaime Soto strengthened his commitment of Catholic education in the South Sacramento area. With his decision, the New Succeed Academy will officially open for the 2010-2011 academic year. It will be located at the present site of St. Patrick's Catholic Elementary School. With the completion of this first phase, the committee will begin mid-range and long-range plans in December, 2009.

National Enrollment Trend for Elementary and High School

U.S. Catholic school enrollment, elementary and high school, reached its peak during the early 1960s when there were more than 5.2 million students in almost thirteen thousand schools across the nation. The 1970s and 1980s saw a steep decline in both the number of schools and students. By 1990, there were approximately 2.5 million students in 8,719 schools. From the mid 1990s through 2000, there was a steady enrollment increase (1.3%) despite continued closing of schools. Between 2000 and the 2008 school years, there were 1,267 schools that closed (15.5%), mostly elementary schools. The number of students declined by 383,125 (14.4%). The most seriously impacted have been elementary schools. High schools have continued to stay fairly steady. There is a strong concern growing throughout the United States that tuition costs at the high school level continue to increase significantly. Enrollment figures for the 2008 - 2009 school year indicate that there were 78,382 fewer students, a 3.5 % decrease from the previous academic year. The Diocese of Sacramento ranked 40th of 176 dioceses in number of students for the 2008-2009 school year. (Annual Data Report - National Catholic Educational Association, 7/2009)

Diocese of Sacramento Enrollment Trend

In the Diocese of Sacramento, elementary enrollment increased slightly from 1991 to 1996. Since then, most Catholic dioceses have experienced a decline in enrollment. For 2003-04, the decline was 360 elementary students, or 3% of the total elementary school student population. For 2004-05, the decline was only 118 students. For 2005-06, the decline, partly due to the closure of St. Thomas More and the merging of St. Peter and All Hallows, was 383 students, or 3.5% of the total elementary school student population of 11,083. For 2006-07, the decline increased to 405 students, or 3.8% of the total elementary school population of 10,678. For 2007-08, the decline was 438 students, or 4%. Enrollment that year was 10,241. For the 2008 - 09 school year, the decline was 3%, with an enrolment of 10,009. Enrollment for the present 2009-2010 is 9,429, a decline of 580 students, or 5.7%. This decline is strongly due to the present economy, and closures of St. Anne School and St. Stephens Academy.



High Schools

1995 - A new diocesan high school, Bishop Quinn, in Palo Cedro was opened. Bishop Quinn started with just 26 students in the 9th grade and added a grade a year, becoming a four-year high school in 1998-99.

2006 - During the 2004-05 school year, a Feasibility Study Steering Committee was developed to look at the potential of a Cristo Rey High School in Sacramento. Bishop Weigand first brought the idea of a Cristo Rey High School in Sacramento to the table. After a tremendous amount of work from the Steering Committee, the Cristo Rey Network Board of Directors approved the opening of three new schools for the 2006-07 school year. Sacramento was one of the cities selected. Cristo Rey Catholic High School opened with a freshman class in August, 2006.

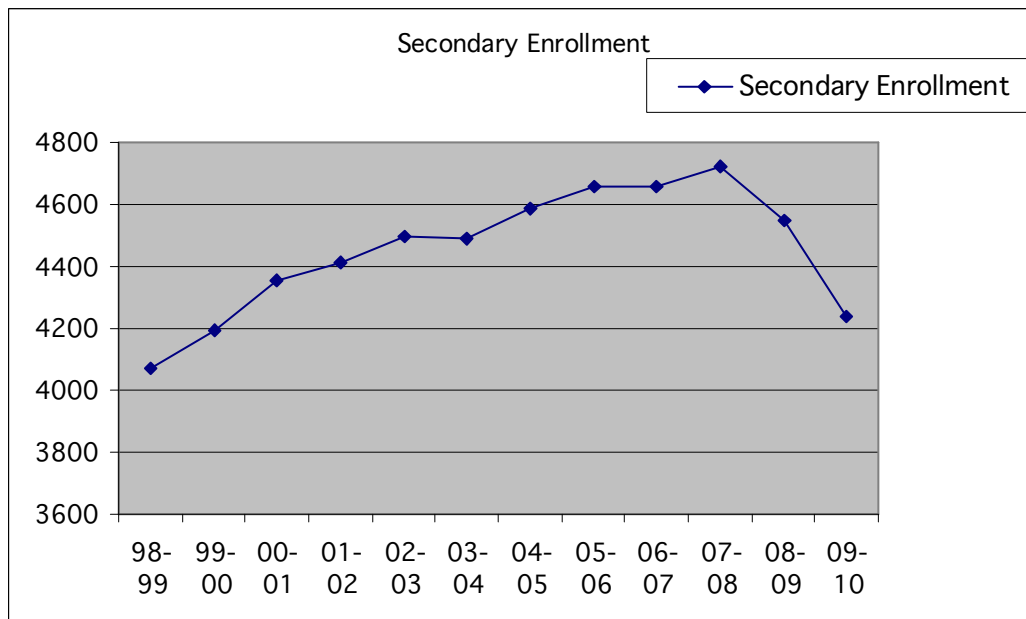
2008 - Since 2004, enrollment at Bishop Quinn High School had fallen from 186 students to 88. The major reason for this decline was due to the number of charter schools that opened in the Redding area, along with the increased numbers of home schooling families. Due to this continued decrease in enrollment and the many financial challenges it presented, Bishop Quinn was closed at the end of the 2007-2008 school year. A number of students from Bishop Quinn, wanting to continue Catholic education, enrolled at Mercy High School, Red Bluff, which is only 20 miles from Bishop Quinn.

2009 - Late in the spring of 2009, the Institute of the Blessed Virgin Mary made the decision to close Loretto High School due to enrolment and finances. Many of the students from Loretto began their 2009-2010 school year at St. Francis Catholic High School and Christian Brothers High School.

2009 - Cristo Rey Catholic High School began this fourth year with a total enrolment of 272 students in grades 9th, 10th, 11th, and 12th.

2010 - Cristo Rey High School will celebrate its first graduating class on June 2, 2010.

High school enrollment has shown a steady increase over the recent years. For the 2006-07 academic year, enrollment increased from 4,549 to 4,655. For 2007-2008, enrollment increased by 83, from 4,655 to 4,738. The first year to show a decline in enrolment was for the 2008-2009 school year. Enrollment decreased from 4,738 to 4,551. For the present 2009-2010 school year, enrolment again decreased from 4,551 to 4,240. This decrease is strongly due to the closure of Loretto High School and St. Stephens Academy.



Comparisons of National Graduation Rates (New Information)

Data collected from several sources by the U.S. Department of Education's National Center for Education Statistics and the National Catholic Educational Association provides a portrait of the American high school graduates and their post-secondary school experiences.

National Secondary School Graduation Rates

Type of School	Graduation Rate
Catholic	99.3%
Other Religious	98.0%
Non-Sectarian	96.5%
Public School awarded)	74.7% (actual high school diplomas

College Attendance Comparisons (New Information)

The percentage of High School graduates who attend 4-year colleges:

Type of School	College Attendance Percentage
Catholic	81.3%
Other Religious	54.6%
Non-Sectarian	50.0%
Public School	44.1%

Percentage Distribution of Catholic Schools by Enrollment Size (New Information)

School Size	less than 50	50-149	150-299	300-499	500-749	750 +
National Statistics	4.0%	21.0%	40.0%	20.0%	10.0%	5.0 %
Sacramento Diocese (includes preschool enrollment)	2.0%	17.0%	55.0%	20.0%	1.0%	5.0%

National Student Ethnicity

The percentage of minorities in Catholic schools has increased significantly in the past 39 years. In 1970, minorities accounted for 10.8% of the Catholic school population; in 1980 it had increased to 19.4%; and in 2009 it is at 29.3%. Minority enrollment patterns are: Hispanic, 12.6%, African American, 7.6 %, Asian American, 4.4 %, Multiracial, 3.5 %.

Diocese of Sacramento Student Ethnicity

Minority enrollment for 2009 -2010 is: Hispanic, 17.9%, African American, 5.3 %, Asian American, 12.4%, Multiracial, 9.5%

National Enrollment of Non-Catholics

Most Catholic school students are Catholic. However, non-Catholic student enrollment has risen from 2.7 % in 1970 to 11.2% a decade later and today is 13.9%.

Diocese of Sacramento

Non-Catholic enrollment for the 2009-2010 is 14.9 %.

National Staffing of Catholic Schools

In 2008-2009, the total, full-time equivalent teaching staffs in Catholic elementary/middle and secondary schools was 157,615. Over the past decade, the lay faculty percentages increased from 85% to the current 96%. At present, 4% of the professional staff is religious and clergy.

Diocese of Sacramento Staffing (elementary schools only)

According to information provided by the elementary schools, there are 660 teachers. The majority of these teachers are lay (642), Catholic (588), and full-time (516).

	<u>Lay</u>	<u>Religious/Clergy</u>	<u>Catholic</u>	<u>non-Catholic</u>	<u>full-time</u>	<u>part-time</u>
Teachers:	635	17	575	85	503	149

Catholic elementary schools also employ 42 administrators (40 lay, 2 Religious; all Catholic, most full-time, with a few sharing teaching duties).

Diocese of Sacramento Staffing (high schools only)

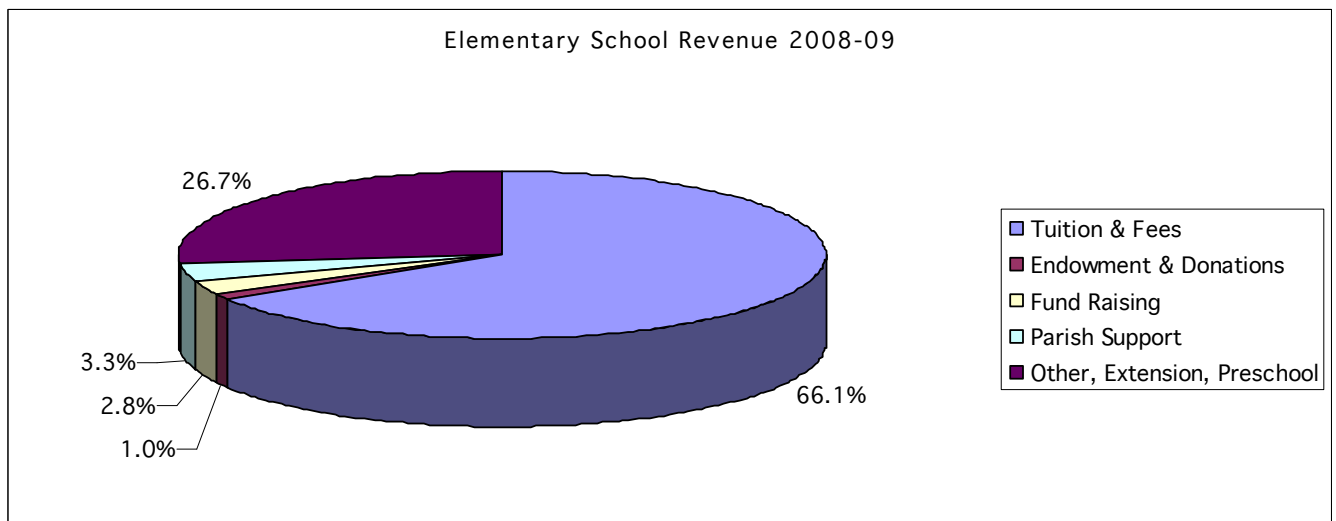
According to information provided by the 6 high schools, there are 321 teachers. The majority of these teachers are lay (308), Catholic (238), and full-time (279).

	<u>Lay</u>	<u>Religious/Clergy</u>	<u>Catholic</u>	<u>non-Catholic</u>	<u>full-time</u>	<u>part-time</u>
Teachers:	308	13	238	83	279	42

Catholic high schools also employ 10 chief administrators (6 principals, 4 presidents, 9 lay, 1 Clergy; all Catholic and full-time)

Finances: Revenue (elementary schools only)

Revenue for the Catholic elementary schools in our Diocese comes from five major sources. The majority of elementary school income comes from tuition and fees. Of this, tuition and fees represents 66.1% of the revenue budget. Endowment income, gifts, and donations represent 1.0% of revenue. Fundraising accounts for 2.8% of the average school's revenue. Parish support represents 3.3% of revenue. Extension program income, preschool income, and other miscellaneous sources complete the school's sources of income at 26.7% of the school's revenue.



REVENUE: Tuition and Costs

National Statistics

Tuition fees paid by families constitute a portion of the actual per pupil expenses. The average per pupil tuition in elementary schools is \$3,159, which is approximately 53.8% of actual costs per pupil of \$5,870. About 93% of elementary schools provide some form of tuition assistance.

The secondary median freshman tuition is \$8,182 which is approximately 80.0% of actual costs per pupil of \$10,228. About 97% of secondary schools provide some form of tuition assistance.

The difference between the per pupil cost and the tuition charged is obtained in many ways, primarily through direct subsidy from parish, diocesan, or religious congregation resources and from multi-faceted development programs and fundraising activities.

Diocese of Sacramento Statistics

Tuition charged by elementary schools for the 2009-10 academic year ranged from a low of \$2,600 to a high of \$4,600 for the first child of a parishioner. The average tuition increased by 1.0 % over last year's average tuition. Actual tuition rates are found in the appendix.

Tuition Rates for the First Child: Diocese of Sacramento Elementary Schools

	<u>Parishioner</u>	<u>Non-Parishioner</u>	<u>Non-Catholic</u>
Minimum	\$2,600	\$3,020	\$3,020
Average	\$3,877	\$4,354	\$4,650
Maximum	\$4,600	\$6,575	\$6,575

Tuition Rates for a Parishioner: Diocese of Sacramento Elementary Schools

	<u>First Child</u>	<u>Second Child</u>	<u>Third Child</u>
Minimum	\$2,600	\$2,000	\$1,460
Average	\$3,877	\$3,173	\$2,678
Maximum	\$4,600	\$4,380	\$4,165

Revenue: Fees

Combined with tuition, fees represent a source of revenue for the Catholic school. For 2009-2010, our schools charged a registration fee ranging from a low of \$100 to a high of \$500. Our average registration fee is \$262. According to the NCEA, the average Catholic school in the United States for 2007-08 received 64.9% of its revenue from tuition and fees. In our Diocese, the average is 66.1%.

Revenue: Endowments & Donations

Almost all of our elementary schools have endowments ranging from a low of several hundred dollars to a high of over one million dollars. The downturn in the economy for the past several years has all but eliminated endowment earnings as a source of revenue for the Catholic schools. Restricted and unrestricted gifts, especially those targeted at scholarships (e.g., Adopt-A-Student), continue to be a source of revenue. The Diocesan School Development Program, once known as the Catholic School Management Program, brings in a significant amount of revenue for the schools involved in the program. Last year, the schools conducting an annual appeal brought in \$720,986. This was a decrease of \$156,044 from the previous year.

Revenue: Fundraising

A third source of income is fundraising, which brings in almost 2.5 times as much revenue as earnings from endowments and donations. The national average is between 8% - 10% of the school's revenue. This category, fundraising, may include some forms of parish support such as second collections for the school or parish. We encourage schools to list those sources of revenue under Parish Support.

Revenue: Parish Support

The fourth source of revenue is parish support. According to the data we gathered, about 3.2% of the average elementary school's revenue comes from parish support. Last year it was 3.8%. Nationally, last year, this figure ranged from 8% - 10%. As stated earlier, this number could be greater if all the school bills that are paid by the parish were included. Some schools pay all utilities, janitorial services, supplies for the parish hall. Others pay a portion. Some schools pay nothing because the parish hall is considered a parish expense. This is one of the two areas where many schools and parishes share a facility without sharing the cost of operating the facility. The other is the use of the school building by parish groups.

Capital improvements, e.g., a new roof, renovation, etc., are not considered as part of the ordinary operating budget of the school. These expenses are usually borne by the parish because the buildings are parish property, and most parishes feel that it is the responsibility of the parish to keep the buildings in shape. If parish resources used to repair the building were counted as parish support, that portion of the operating budget could be significantly higher.

Revenue: Extension, Preschool, Other

The final sources of revenue for the school's operating budget are the extension and preschool programs. About 10.3% of the total income for the school comes from its extension and preschool programs. Another 15.5% comes from other sources of revenue not included in any category above.

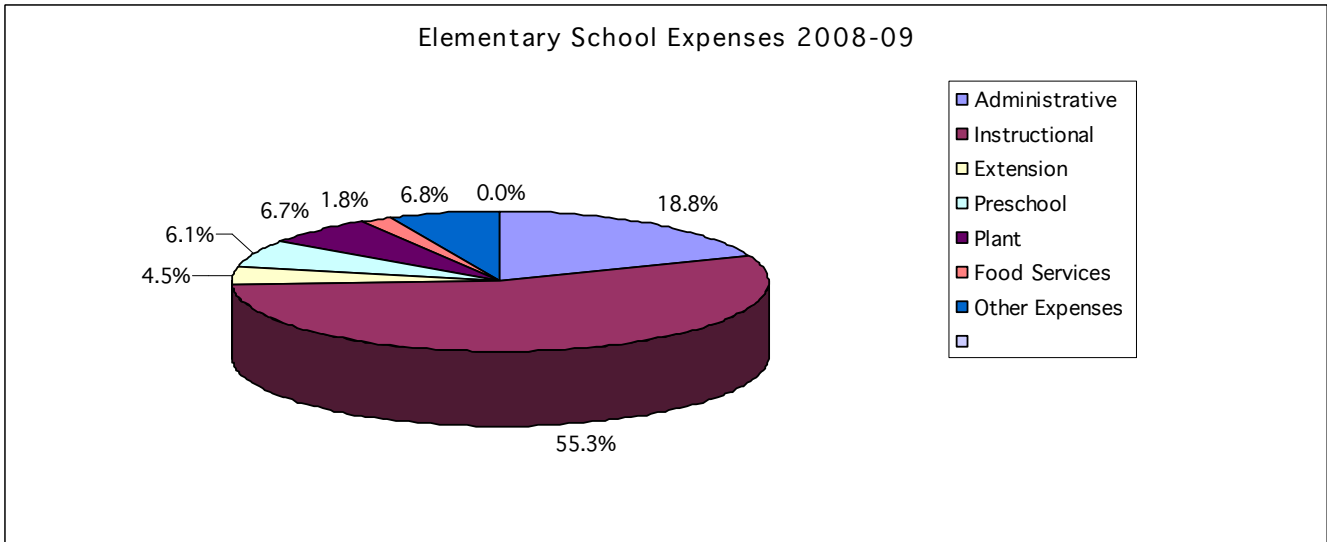
Preschool and extension programs are of tremendous value to the working parent. They allow the parent to drop off the child at school before work, work a full day, and then pick up the child on the way home without having to worry about finding part-time child care. These programs generate an enormous amount of good will and encourage parents to enroll their children in the school.

Preschool programs are considered day care by the State of California and must be licensed through the Department of Social Services. There are significant restrictions upon the program, e.g., the number of children per adult, the qualifications of the adult care providers, square footage per child, etc. On the other hand, these programs can operate year round ó even when school is not in session. Students enrolled in a preschool have an opportunity to experience the culture of the school, and are strongly motivated to follow their friends into kindergarten at the Catholic school.

Extension programs are not licensed by the State. They must, however, conform to two important restrictions. Extension programs may only operate when school is in session (the 190 days of the school calendar), and they may only serve students attending the Catholic school. Programs may occur before and after school, and for the half day that kindergarten is not in session. Many of these extension programs have organized activities for the students, as well as opportunities for tutoring. Extension and pre-school directors in the Diocese meet periodically for inservice training and to discover new activities for the students entrusted to their care.

Finances: Expenses (elementary schools only)

Schools use a variety of charts of accounts. The averages in the chart below represent an effort by the schools to reformat their information into Diocesan (and NCEA's) account categories. Instructional refers to teachers, aides, extension personnel and support staff (secretaries, etc.). Administrative refers to principal, bookkeeper, extension director, etc. According to the data sent to the Catholic School Department, 74.5% of the school budget goes for salaries and benefits.



Base Salary

Beginning with the 2006-07 academic year, the base salary of a new teacher with a Bachelor’s Degree and a California teaching credential varied due to the approval of Regional Salaries. Pastors had been given a range for their region. After meeting with pastors from each region, the pastors agreed on the following increases for their region for the 2007-08 year: 1.5 % (Northern), 2.5% (Central) and 2.5% (Solano/Western).

Increases in base salary are only a part of the increase in a teacher’s salary. Most teachers also receive a step increase each year if they meet the minimum requirements of Catechist Certification, valid credential, and additional course work every 3 years. The step increase ranges from 2% to 3% of the base rate. A teacher who started in 1997 at \$ 23,248 (B-1) would be earning the following at B-1 for the 2008-09 school year: \$30,460 (Northern Region), \$32,602 (Solano/Western Region), and \$31,984 (Central Region). After much consultation, Bishop Soto decided that a freeze of all employee salaries throughout the Diocese of Sacramento would be implemented for the 2009-2010 school year.

Salary increase with annual step increases:

Base Year	Base Salary	Class & % increase	Step
1997-98	\$23,248	2.8%	B-1
1998-99	\$23,713	2.0%	B-1
1999-00	\$24,287	2.4%	B-1
2000-01	\$25,154	3.6%	B-1
2001-02	\$26,412	5.0%	B-1
2002-03	\$27,500	4.1%	B-1
2003-04	\$28,000	1.8%	B-1
2004-05	\$28,700	2.5%	B-1
2005-06	\$29,418	2.5%	B-1
2006-07	Base Salary ranged from \$29,713 to \$30,878		B-1
2007-08	Base Salary ranged from \$30,010 to \$31,807		B-1
2008-09	Base Salary ranged from \$30,460 to \$32,602		B-1
2009-10	Base Salary was the same as 2008-2009 due to the salary freeze throughout the diocese.		

Per Pupil Cost (elementary schools only)

The average per pupil cost for 2007-08 was approximately \$5,096 per student. This was calculated by dividing the actual total elementary school expense (\$56,352,212) for 2007-08 by the total enrollment (11,056) for that year.

Per Pupil Cost (Diocesan High Schools Only)

Due to the locations of our three Diocesan Catholic High Schools, the average per pupil cost would not indicate a true picture. Instead, the three high schools are listed with this year's tuition figure (first child) and actual per pupil cost.

	<u>08-09 Tuition</u>	<u>Per Pupil Cost</u>
St. Francis Catholic High School (Sacramento)	\$10,900	\$13,206
St. Patrick - St. Vincent Catholic High School (Vallejo)	\$ 9,775	\$10,760
Mercy Catholic High School (Red Bluff)	\$ 6,850	\$10,141

APPENDIX 1: Elementary School Enrollment - Historical Trends		Enrollment through 1997 includes preschool students																
		1993	1994	1995	1996	1997	1998	1999	2000	2001	2002	2003	2004	2005	2006	2007	2008	2009
Sacred Heart	Anderson	270	217	188	167	170	131	102	93	96	84	72	59	72	55	46	70	112
St. Joseph	Auburn	306	328	354	345	348	270	275	285	284	253	243	253	250	247	234	228	208
St. Dominic	Benicia	355	370	386	366	359	339	342	337	333	321	335	331	332	332	327	333	321
Our Lady of Assumption	Carmichael	303	307	309	305	302	312	303	307	310	309	304	307	315	300	294	300	295
St. John Evangelist	Carmichael	309	325	322	317	294	290	284	283	299	277	260	247	256	277	268	262	256
Notre Dame	Chico	295	290	256	277	300	299	302	285	284	271	240	244	241	219	213	205	202
Holy Family	Citrus Heights	508	568	612	645	688	624	646	646	639	603	543	569	529	489	460	439	364
Our Lady of Lourdes	Colusa	164	175	178	176	138	124	104	104	109	107	108	85	82	78	80	100	97
St. James	Davis	303	304	302	291	294	300	287	291	301	302	292	289	284	290	293	303	298
St. Elizabeth Ann Seton	Elk Grove							148	204	250	282	317	332	335	313	316	319	317
Holy Trinity	El Dorado Hills											213	305	324	306	289	286	271
St. Mel	Fair Oaks	301	313	315	307	305	308	316	315	323	322	314	322	301	283	272	263	251
Holy Spirit	Fairfield	342	348	351	356	360	361	360	352	354	361	357	360	348	343	344	337	342
St. John's Notre Dame	Folsom	303	306	311	314	324	324	324	322	321	322	320	322	321	314	320	322	321
Mt. St. Mary	Grass Valley	268	246	244	250	212	202	216	223	173	137	148	127	135	123	73	88	110
Spiritus Sanctus Academy	Loomis																10	28
Notre Dame	Marysville	191	224	259	248	241	224	224	203	186	168	154	149	149	84	67	closed	closed
St. Lawrence	North Highlands	312	304	314	298	292	268	251	243	245	208	203	158	88	76	closed	closed	closed
St. Thomas the Apostle	Oroville	111	112	116	144	155	151	153	145	101	86	80	77	83	84	85	83	74
St. Francis Middle School	Palo Cedro		176	146	133	172	159	199	199	232	196	166	104	55	12	closed	closed	closed
St. Thomas More	Paradise	224	229	221	171	144	112	126	148	152	74	45	71	closed	closed	closed	closed	closed
St. John Vianney	Rancho Cordova	312	317	316	319	321	318	318	307	320	310	290	290	279	295	269	248	232
Sacred Heart	Red Bluff	235	222	239	237	240	184	162	166	144	163	165	151	153	133	133	118	105
St. Joseph	Redding	342	303	314	351	327	347	318	318	283	275	248	192	181	192	182	149	131
St. Rose	Roseville	308	297	310	311	307	308	301	302	311	313	313	308	316	311	310	298	278
John Paul II	Sacramento	340	341	309	288	286	283	253	245	230	192	199	198	261	181	210	233	162
Holy Spirit	Sacramento	314	315	315	311	313	296	288	288	288	299	298	304	317	323	307	300	299
Immaculate Conception	Sacramento	208	218	186	118	82	106	134	152	158	164	closed	closed	closed	closed	closed	closed	closed
Presentation	Sacramento	303	329	328	324	325	321	321	305	301	269	248	220	247	239	210	210	152
Sacred Heart	Sacramento	311	312	309	312	312	310	310	303	307	303	305	309	301	288	292	298	287
St. Anne	Sacramento	243	205	215	240	203	221	212	207	176	167	134	107	98	85	73	92	closed
St. Charles Borromeo	Sacramento	322	322	323	322	319	307	304	298	295	277	273	269	284	282	260	252	213
St. Francis	Sacramento	335	346	340	340	332	334	326	320	330	296	286	291	272	278	289	286	279
St. Ignatius	Sacramento	341	349	338	354	353	335	334	329	331	330	321	332	335	324	329	322	307
St. Joseph	Sacramento	280	310	300	297	284	270	266	287	266	242	195	170	145	138	138	149	147
St. Mary	Sacramento	329	326	332	331	321	303	316	319	334	327	299	320	320	317	332	334	365
St. Patrick	Sacramento	367	364	371	376	373	379	390	385	377	328	303	266	259	230	167	109	157
St. Peter	Sacramento	278	279	279	275	292	271	271	228	203	187	186	171	closed	closed	closed	closed	closed
St. Philomene	Sacramento	315	313	305	300	299	279	279	286	273	251	236	229	235	238	253	219	164
St. Robert	Sacramento	308	303	311	315	311	297	299	289	302	290	295	301	308	304	294	294	267
St. Stephen Academy	Sacramento															12	6	closed
St. Theresa	South Lake Tahoe		126	191	227	193	173	189	172	151	126	166	196	170	159	143	141	108
Notre Dame	Vacaville	339	337	338	326	322	323	334	338	336	332	339	329	324	314	300	260	269
St. Basil	Vallejo	425	438	433	423	434	353	353	352	351	345	353	351	335	332	337	341	328
St. Catherine	Vallejo	344	351	345	343	336	335	335	337	338	326	327	330	326	326	318	313	288
St. Vincent Ferrer	Vallejo	358	352	347	349	354	356	356	357	357	347	347	346	348	345	325	305	284
Holy Cross	West Sacramento	251	217	223	200	236	215	180	192	177	165	152	160	163	155	156	146	109
Our Lady of Grace	West Sacramento	288	284	292	287	253	219	220	218	222	202	182	182	190	207	221	230	248
Holy Rosary	Woodland	282	291	274	282	269	282	269	256	256	244	251	273	267	260	237	227	199
St. Isidore	Yuba City	284	284	295	288	286	252	252	247	201	185	153	154	149	146	163	181	184
Total Elementary		13,227	13,593	13,662	13,556	13,381	12,775	12,852	12,788	12,610	11,938	11,578	11,460	11,083	10,627	10,241	10,009	9,429

APPENDIX 2: Preschool Enrollment - Historical Trends

		1993	1994	1995	1996	1997	1998	1999	2000	2001	2002	2003	2004	2005	2006	2007	2008	2009
Sacred Heart	Anderson						25	30	30	21	23	35	33	20	25	24	19	12
St. Joseph	Auburn						27	44	39	32	32	49	53	59	59	54	44	56
St. Dominic	Benicia						27	16	34	28	36	37	40	31	37	32	35	44
St. John the Evangelist	Carmichael								8	15	5		13	16	0	12	9	11
Holy Family	Citrus Heights						83	111	120	90	66	92	73	80	66	61	69	44
Our Lady of Lourdes	Colusa						26	22	22	36	18	24	20	25	21	35	22	21
Holy Trinity	El Dorado Hills											15	0	13	0	0	9	0
St. Elizabeth Ann Seton	Elk Grove																70	70
St. Mel	Fair Oaks																11	10
Mt. St. Mary	Grass Valley						5	4	11	7	10	55	0	0	4	0	7	0
Spiritus Sanctus Academy	Loomis																	0
St. Thomas the Apostle	Oroville									15	7	12	16	20	7	0	0	0
St. Thomas More	Paradise								31	29	35	31	0	closed	closed	closed	closed	closed
St. John Vianney	Rancho Cordova												11	10	10	10	6	6
Sacred Heart	Red Bluff						64	78	60	59	64	66	70	45	56	61	65	64
St. Joseph	Redding															107	34	30
St. Rose	Roseville														11	15	14	15
All Hallows/John Paul II	Sacramento											23	25	31	26	28	31	24
Presentation	Sacramento								19	15	13	4	0	2	18	22	21	
St. Charles Borromeo	Sacramento															15	11	10
St. Francis of Assisi	Sacramento													22	22	20	24	11
St. Ignatius	Sacramento						20	15	16	14	15	8	16	16	20	29	25	27
St. Joseph	Sacramento												13	19	25	25	20	20
St. Mary	Sacramento						15	22	0	0	0	0	0	0	0	10	16	0
St. Philomene	Sacramento							9	9	5	9	11	4	8	13	6	9	
St. Theresa	South Lake Tahoe											24	24	24	24	33	29	29
Sacred Heart Preschool	Susanville	109	102	92	75	92	83	75	73	73	closed	closed	closed	closed	closed	closed	closed	closed
St. Basil	Vallejo						85	91	80	85	98	91	82	90	95	95	65	70
St. Vincent Ferrer Preschool	Vallejo	66	92	64	79	71	76	76	76	76	76	76	76	76	79	80	71	90
Holy Rosary	Woodland											91	112	112	103	88	61	61
St. Isidore	Yuba City											33	25	33	40	47	32	21
Total Preschool		175	194	156	154	163	536	584	609	608	505	784	717	746	740	912	827	776

Elementary enrollment (see Appendix 1) through 1997 includes preschool students

APPENDIX 3: High School Enrollment - Historical Trends

		1993	1994	1995	1996	1997	1998	1999	2000	2001	2002	2003	2004	2005	2006	2007	2008	2009
Jesuit HS	Carmichael	999	1011	1015	1018	1017	1032	1032	1048	1043	1048	1052	1062	1083	1096	1080	1088	1067
Notre Dame	Chico	13	closed	closed	closed	closed	closed	closed	closed	closed	closed	closed	closed	closed	closed	closed	closed	closed
Bishop Quinn	Palo Cedro			27	63	92	105	129	155	169	187	186	164	158	124	87	closed	closed
Mercy HS	Red Bluff	192	198	165	154	150	180	209	210	215	194	184	152	138	115	110	104	91
Christian Brothers HS	Sacramento	914	923	915	934	909	963	980	1019	1019	1048	1043	1088	1099	1068	1049	1003	1070
Cristo Rey HS	Sacramento														91	174	229	272
Loretto HS	Sacramento	326	361	400	412	422	431	449	467	499	535	532	553	558	500	502	400	closed
St. Francis HS	Sacramento	726	777	788	820	782	758	759	787	787	828	852	900	955	998	1041	1064	1137
St. Stephen Academy	Sacramento															13	17	closed
St. Patrick-St. Vincent	Vallejo	688	692	680	651	634	603	634	669	680	658	642	660	666	663	682	646	603
Total High School		3858	3962	3990	4052	4006	4072	4192	4355	4412	4498	4491	4579	4657	4655	4738	4551	4240

APPENDIX 4: Elementary Tuition

School	City	Parishioner			Non	Non	Regis.
		1st Child	2nd Child	3rd Child	Parishioner	Catholic	Fees
Sacred Heart School	Anderson	\$3,500	\$3,000	\$2,500	\$3,500	\$3,500	\$200
St. Joseph Parish School	Auburn	\$4,046	\$3,492	\$3,259	\$4,649	\$5,095	\$250
St. Dominic School	Benicia	\$4,421	\$3,758	\$2,653	\$5,421	\$5,921	\$250
Our Lady of the Assumption School	Carmichael	\$4,090	\$3,340	\$3,070	\$5,380	\$5,380	\$260
St. John the Evangelist School	Carmichael	\$3,680	\$2,760	\$1,840	\$4,540	\$4,540	\$225
Notre Dame School	Chico	\$4,477	\$3,482	\$2,488	\$4,477	\$4,922	\$275
Holy Family School	Citrus Heights	\$4,099	\$3,075	\$2,050	\$4,427	\$4,427	\$300
Our Lady of Lourdes School	Colusa	\$3,350	\$3,150	\$2,850	\$3,350	\$3,350	\$300
St. James School	Davis	\$4,365	\$3,495	\$1,960	\$4,365	\$4,365	\$250
St. Elizabeth Ann Seton Catholic School	Elk Grove El Dorado Hills	\$3,575	\$3,000	\$2,650	\$3,575	\$3,575	\$358
Holy Trinity School	Hills	\$2,600	\$2,200	\$2,000	\$6,575	\$6,575	\$500
St. Mel School	Fair Oaks	\$4,075	\$3,350	\$2,600	\$4,850	\$4,850	\$325
Holy Spirit School	Fairfield	\$4,080	\$3,300	\$2,940	\$4,080	\$5,080	\$200
St. John Notre Dame Catholic School	Folsom	\$3,890	\$3,140	\$2,740	\$4,640	\$4,640	\$270
Mount St. Mary's School	Grass Valley	\$3,900	\$3,700	\$3,500	\$3,900	\$4,100	\$250
St. Thomas the Apostle School	Oroville Rancho Cordova	\$3,800	\$3,800	\$3,800	\$3,800	\$3,800	\$100
St. John Vianney School	Cordova	\$3,460	\$2,480	\$2,330	\$4,900	\$4,900	\$300
Sacred Heart Parish School	Red Bluff	\$3,800	\$2,800	\$1,800	\$4,000	\$4,000	\$225
Saint Joseph School	Redding	\$3,600	\$3,100	\$2,500	\$3,600	\$3,600	\$150
Saint Rose School	Roseville	\$3,920	\$2,940	\$2,940	\$3,920	\$4,890	\$300
John Paul II School	Sacramento	\$3,250	\$2,200	\$1,700	\$3,250	\$3,550	\$250
Holy Spirit School	Sacramento	\$4,124	\$3,274	\$2,957	\$4,659	\$6,013	\$275
Presentation School	Sacramento	\$4,121	\$3,091	\$2,680	\$4,121	\$5,526	\$275
Sacred Heart School	Sacramento	\$3,860	\$2,870	\$1,870	\$4,830	\$4,830	\$250
St. Charles Borromeo School	Sacramento	\$3,840	\$3,070	\$2,690	\$4,310	\$4,310	\$225
St. Francis of Assisi Elementary School	Sacramento	\$4,600	\$4,380	\$4,165	\$4,600	\$4,600	\$250
St. Ignatius School	Sacramento	\$4,170	\$3,400	\$2,950	\$6,080	\$6,080	\$290
St. Joseph School	Sacramento	\$3,385	\$2,763	\$2,337	\$3,680	\$3,680	\$275
St. Mary School	Sacramento	\$4,321	\$3,673	\$2,809	\$5,401	\$6,049	\$300
St. Patrick School	Sacramento	\$3,500	\$2,400	\$2,000	\$3,500	\$3,800	\$250
St. Philomene School	Sacramento	\$4,010	\$3,000	\$2,010	\$4,010	\$5,400	\$250
St. Robert School	Sacramento South Lake Tahoe	\$4,148	\$3,629	\$3,249	\$4,873	\$5,505	\$275
St. Theresa School	Tahoe	\$3,700	\$3,467	\$3,227	\$3,700	\$3,700	\$275
Notre Dame School	Vacaville	\$3,820	\$2,630	\$1,960	\$3,820	\$4,820	\$250
St. Basil Elementary School	Vallejo	\$4,280	\$4,150	\$4,020	\$4,620	\$4,620	\$210
St. Catherine of Siena School	Vallejo	\$4,192	\$3,982	\$3,898	\$4,963	\$4,963	\$125
St. Vincent Ferrer School	Vallejo West	\$4,285	\$4,100	\$3,645	\$4,545	\$6,075	\$275
Holy Cross School	Sacramento West	\$3,020	\$2,030	\$1,460	\$3,020	\$3,020	\$260
Our Lady of Grace School	Sacramento	\$3,500	\$2,000	\$2,000	\$4,100	\$4,100	\$325
Holy Rosary School	Woodland	\$3,990	\$2,993	\$2,594	\$4,240	\$4,240	\$325
St. Isidore Catholic School	Yuba City	\$4,130	\$3,625	\$3,115	\$4,260	\$4,260	\$250
Spiritus Sanctus Academy	Loomis	\$4,900	\$4,900	\$4,900	\$5,600	\$5,600	\$275

	Parishioner			Non	Non	Regis.
	1st Child	2nd Child	3rd Child	Parishioner	Catholic	Fees
Minimum	\$2,600	\$2,000	\$1,460	\$3,020	\$3,020	\$100
Average	\$3,877	\$3,173	\$2,678	\$4,354	\$4,650	\$262
Maximum	\$4,600	\$4,380	\$4,165	\$6,575	\$6,575	\$500

APPENDIX 5: Actual Revenue and Expense 2008-09, Per Pupil Cost

		Total Revenue	Total Expense	Per Pupil Cost
Sacred Heart School	Anderson	\$518,708	\$539,244	\$6,059
St. Joseph Parish School	Auburn	\$1,346,845	\$1,555,989	\$5,721
St. Dominic School	Benicia	\$1,856,741	\$1,829,430	\$4,971
Our Lady of the Assumption School	Carmichael	\$1,621,284	\$1,629,852	\$5,433
St. John the Evangelist School	Carmichael	\$1,255,817	\$1,279,941	\$4,723
Notre Dame School	Chico	\$995,521	\$1,195,764	\$5,833
Holy Family School	Citrus Heights	\$2,483,966	\$2,554,885	\$5,029
Our Lady of Lourdes School	Colusa	\$657,155	\$664,351	\$5,446
St. James School	Davis	\$1,723,304	\$1,758,965	\$5,805
St. Elizabeth Ann Seton Catholic School	Elk Grove	\$1,651,655	\$1,642,813	\$4,223
Holy Trinity Catholic Education Center	El Dorado Hills	\$1,226,061	\$1,282,346	\$4,347
St. Mel School	Fair Oaks	\$1,334,637	\$1,398,568	\$5,104
Holy Spirit School	Fairfield	\$2,082,680	\$2,001,681	\$5,940
St. John Notre Dame Catholic School	Folsom	\$1,811,571	\$1,803,219	\$5,600
Mount St. Mary's School	Grass Valley	\$616,201	\$579,916	\$6,104
St. Thomas the Apostle School	Oroville	\$493,651	\$481,279	\$5,799
St. John Vianney School	Rancho Cordova	\$1,376,141	\$1,376,963	\$5,421
Sacred Heart Parish School	Red Bluff	\$952,376	\$946,817	\$5,174
Saint Joseph School	Redding	\$1,971,005	\$2,001,769	\$10,939
Saint Rose School	Roseville	\$1,315,752	\$1,343,392	\$4,306
John Paul II School	Sacramento	\$1,068,126	\$1,086,889	\$4,117
Holy Spirit School	Sacramento	\$1,745,405	\$1,659,977	\$5,533
Presentation School	Sacramento	\$1,276,111	\$1,200,145	\$5,173
Sacred Heart School	Sacramento	\$1,632,223	\$1,696,272	\$5,692
St. Charles Borromeo School	Sacramento	\$1,164,424	\$1,166,550	\$4,436
St. Francis of Assisi Elementary School	Sacramento	\$1,952,615	\$1,936,526	\$6,247
St. Ignatius School	Sacramento	\$1,973,390	\$1,937,457	\$5,583
St. Joseph School	Sacramento	\$702,581	\$688,053	\$4,071
St. Mary School	Sacramento	\$2,356,335	\$2,302,634	\$6,579
St. Patrick School	Sacramento	\$951,125	\$928,759	\$8,521
St. Philomene School	Sacramento	\$1,020,463	\$1,155,848	\$5,137
St. Robert School	Sacramento	\$1,441,355	\$1,505,806	\$5,122
St. Theresa School	South Lake Tahoe	\$781,509	\$847,652	\$4,986
Notre Dame School	Vacaville	\$1,452,233	\$1,532,951	\$5,896
St. Basil Elementary School	Vallejo	\$1,825,553	\$1,717,879	\$4,231
St. Catherine of Siena School	Vallejo	\$1,525,947	\$1,344,596	\$4,296
St. Vincent Ferrer School	Vallejo	\$1,947,494	\$2,068,319	\$5,501
Holy Cross School	West Sacramento	\$730,384	\$739,594	\$5,066
Our Lady of Grace School	West Sacramento	\$991,307	\$1,012,746	\$4,403
Holy Rosary School	Woodland	\$1,475,594	\$939,501	\$3,262
St. Isidore Catholic School	Yuba City	\$1,049,956	\$1,080,525	\$5,073
			Minimum	\$3,262
			Average	\$5,388
			Maximum	\$10,939

Note: Per Pupil Cost is calculated by dividing total expense by total number of students including preschool.
 Per Pupil Cost does not include capital expenses.